

EPIM Brunel Equity Focused Portfolio Factsheet

Powered by:



As of 31/03/2026

Overview

The portfolio is managed by Eden Park Investment Management and supported by investment expertise from Hymans Robertson Investment Services LLP (HRIS). HRIS adopts a long-term strategic approach to asset allocation and has a robust and independent approach to fund selection.

Key Information

Name	EPIM Brunel Equity Focused Portfolio
Benchmark	IA Flexible Investment
Inception Date	03/07/2023
Ongoing Charge Figure (OCF)	0.22%
DFM Fee	0.25%
Estimated Transaction Cost	0.10%
Number of Fund Holdings	15

Target Market Information

This model portfolio is designed for retail and professional investors looking to grow their capital and/or generate income.

The portfolio is not suitable for investors who:

- are unable to tolerate any capital loss
- are unwilling to take any capital risk
- have low or no financial resilience
- require guaranteed income or guaranteed capital preservation and/or growth
- plan to invest for less than five years
- wish to use the service on an execution-only basis or non-advised basis

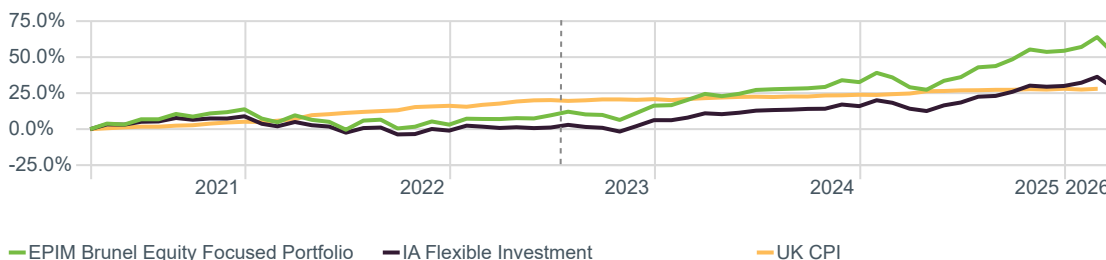
The value of investments, and income from them, may fall as well as rise and you may get back less than you invested. Past performance is not an indicator of future performance.

Portfolio Objective

The portfolio seeks to achieve capital growth over the long-term (defined as a period of more than five years) by investing in a range of funds. The portfolio can invest up to 100% in equities. The portfolio is appropriate for investors that are prepared to risk significant amounts of capital in pursuit of long-term returns.

Portfolio Returns

Time Period: 01/04/2021 to 31/03/2026



Performance Calculation

Performance is as at the return date of the factsheet. Performance figures are denominated in pound sterling (GBP) and expressed as percentages. Total returns are calculated as the change in net asset values over the period, with net income (dividends) and capital gains reinvested. The total returns are net of underlying fund fees and charges (excluding DFM fee). Deduction of fees and charges from total returns will reduce illustrated performance.

*Performance prior to inception date is simulated past performance based on back-tested data (represented by any performance prior to the dotted line marker in the graph).

Cumulative Portfolio Returns

	3 Months	6 Months	1 Year	3 Years*	5 Years*	Since Inception
EPIM Brunel Equity Focused Portfolio	-1.68	2.23	17.58	41.84	51.81	38.47
IA Flexible Investment	-1.49	1.68	12.13	26.99	28.06	26.59

Market Commentary

The conflict in the Middle East dominated markets over the latter half of the quarter and global equities fell, after a positive start to the year, as investors grappled with the likelihood of a prolonged disruption to energy supplies. Energy was the best performing sector, benefiting most from the surge in global oil prices, while technology lagged following concerns around the scale of AI buildout (which requires energy) and the prospect of rising yields.

The Bank of England and US Federal Reserve held interest rates over the quarter with central banks taking a cautious stance. Government bond yields rose as higher energy prices increased inflation expectations, with markets now pricing in no interest rate cuts and some risk that central banks raise rates later in the year.

Despite positive returns over January and February, global equities ended the quarter down 1.2%. Performance across equity regions was mixed. Asia-Pacific ex Japan was the best performing region, returning 10.6% over the quarter, while the US underperformed, delivering returns of -2.8%.

Fixed income also faced challenges as yields rose globally leading to negative returns (bond prices fall as yields rise). Global corporate and government bonds both returned -0.5%. Gilts and UK corporate bonds underperformed global counterparts, returning -1.9% and -1.6% reflecting the UK's greater sensitivity to rising energy prices (which feeds into inflation). Emerging market bonds outperformed developed markets, returning 0.1% over the quarter. The dollar strengthened over the quarter which will positively impact returns on US equities for UK investors.

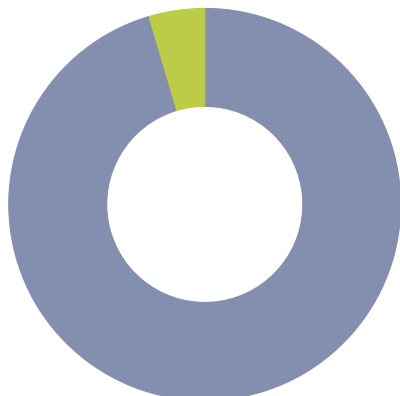
EPIM Brunel Equity Focused Portfolio Factsheet

Powered by:



As of 31/03/2026

Asset Allocation

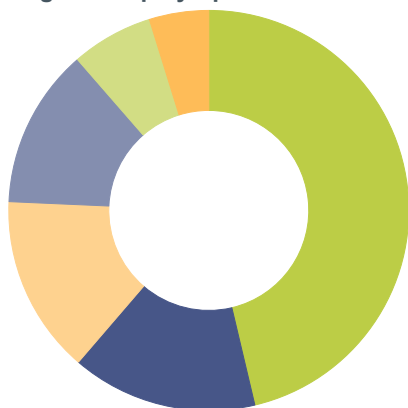


	%
Equity	95.40
Liquid Real Assets	4.60
Alternative Credit	0.00
Investment Grade Credit	0.00
Government Bonds	0.00
Cash	0.00
Total	100.00

Portfolio Holdings

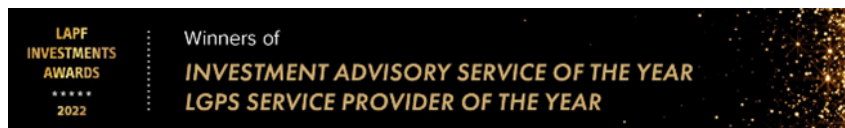
	Portfolio Weighting %
Vanguard FTSE UK All Shr Idx Unit Tr£Acc	11.10
L&G Fut Wld ESG Tilted & OptdDevIdxC£Acc	11.00
Schroder Sus Multi-Factor Eq I Acc GBP	9.20
iShares Continen Eurp Eq Idx (UK) D Acc	9.00
L&G Global Emerging Markets Index C Acc	7.90
HSBC Multi-Factor Worldwide Eq BC Inc	7.30
Vanguard ESG Scrn Dev Wrld AllCpEqIdxAcc	7.30
Fidelity Index US RS Acc	7.00
Baillie Gifford L/T Glb Gr Inv B Acc	5.00
Fidelity Emerg Mkts R Acc	5.00
Vanguard Glb Small-Cp Idx £ Acc	5.00
L&G Global Infrastructure Index C Acc	4.60
Veritas Global Focus GBP Acc NAV	4.60
iShares Japan Equity Index (UK) D Acc	3.40
iShares Pacific ex Jpn Eq Idx (UK) D Acc	2.60

Regional Equity Split



	%
North America	46.30
Emerging Markets	15.00
Developed Europe ex UK	14.40
UK	12.90
Japan	6.60
Asia Pacific ex Japan	4.80
Total	100.00

Hymans Robertson LLP Awards



Hymans Robertson Investment Services LLP ('HRIS') - 2026 all rights reserved

Disclosures, caveats and limitations

This factsheet is issued and approved by HRIS. Hymans Robertson Investment Services LLP is authorised and regulated by the Financial Conduct Authority. One London Wall, London, EC2Y 5EA, telephone number 020 7082 6000. You can find it on the FCA register at <https://register.fca.org.uk/s/> under firm reference number 927111.

The information and opinions contained in this factsheet are subject to change without notice, using data sourced where appropriate from Morningstar (and its sources) as of the factsheet date. Whilst HRIS uses reasonable efforts to obtain information from sources which it believes to be reliable, HRIS makes no representation that the information or opinions contained in this factsheet are accurate, reliable or complete.

The information contained in this factsheet is for illustrative purposes only and should not be construed as a solicitation or offer nor recommendation to acquire or dispose of any investments. The asset allocation, regional equity and portfolio holdings shown in this factsheet are indicative only. Actual portfolios may differ. Performance will vary between individuals invested in the model based on, but not limited to, the platform used and the timing of any cashflows. Inception date refers to the first time which the model portfolio was made available on a platform. Platform inception dates will vary. OCF and transaction costs shown are estimates and may vary depending on the platform used and could change over time. You should confirm these and any other charges with your Financial Advisor.

Eden Park Investment Management Limited is authorised and regulated by the Financial Conduct Authority. Registered in England number 10953727. Registered office: The Pavilions, Eden Park, Ham Green, Bristol, BS20 0DD