

# EPIM Brunel Equity Focused Portfolio Factsheet

Powered by:

As of 30/06/2024



## Overview:

The portfolio is managed by Eden Park Investment Management supported by investment expertise from Hymans Robertson Investment Services LLP (HRIS). HRIS adopts a long-term strategic approach to asset allocation and has a robust and independent approach to fund selection.

The portfolio is usually rebalanced every 6 months, although more frequent changes and rebalances may occur if deemed necessary.

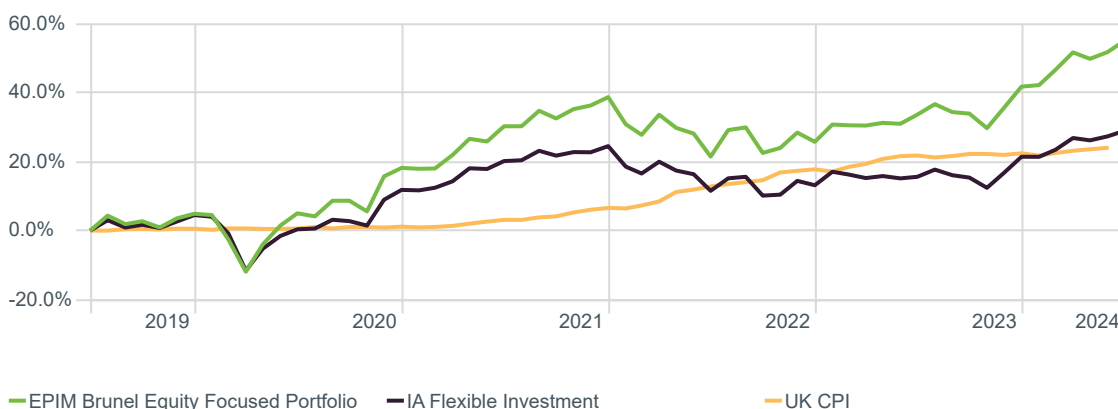
The portfolio is appropriate for retail and professional clients seeking to achieve growth and/or income. The model portfolio is not deemed appropriate for clients that have no ability to sustain a capital loss, are completely risk averse, have low or no financial resilience, are looking for guaranteed returns (or a guaranteed return of capital), have an investment time horizon of less than five years or wish to access the service on an execution only basis or a non-advised basis.

## Portfolio Objective:

The objective is to achieve capital growth over the long-term. The portfolio will seek to achieve its objective through investing in a range of funds. The portfolio can invest up to 100% in equities. The portfolio is appropriate for clients that are prepared to risk significant amounts of capital in pursuit of long-term returns.

## Portfolio Returns

Time Period: 01/07/2019 to 30/06/2024



### Performance Calculation:

Performance is as at the return date of the factsheet. Expressed in percentage terms, the performance is calculated by taking the change in monthly net asset values, reinvesting all income and capital-gains, and dividing by the starting net asset value. The total returns include fees and other costs taken out of fund assets, but exclude the DFM fee. (Including fees in the total returns will reduce the illustrated performance). Performance figures are shown in pound sterling. Performance may deviate by platform and deviate from performance provided by the platform.

Any performance shown prior to 3 July 2023 is indicative only and based upon HRIS' best estimate of what performance might have been.

## Cumulative Portfolio Returns

	3 Months	6 Months	1 Year	3 Years	5 Years	Since Inception
EPIM Brunel Equity Focused Portfolio	2.22	9.39	16.06	19.07	55.19	16.06
IA Flexible Investment	1.66	6.22	11.57	7.33	29.03	11.57

## Market Commentary

The second quarter of 2024 maintained a consistent trajectory with the first quarter in terms of asset class performance. Equities continued to generate positive performance whereas bonds were more mixed. Inflation in the UK fell back to the Bank of England's 2% target. However, the Monetary Policy Committee refrained from cutting interest rates, preferring a cautious approach due to sustained higher services inflation. Progress with inflation was slower in the US, where economic strength continued, but a slightly lower inflation reading at the end of the quarter led to hopes of interest rate cuts from the Federal Reserve towards the end of this year. Notably, the European Central Bank did choose to reduce interest rates, becoming the first major Western Central Bank to do so.

Unexpected elections were announced in both the UK and France. A formidable lead in the polls for the Labour party meant the market reaction to the UK announcement was muted. In France, the prospect of the right-wing National Rally securing a parliamentary majority put downward pressure on French equities and bond prices.

Global equity markets gained 2.9% over the latest quarter. The UK, US and Emerging Markets all performed especially well. Conversely, Japanese equities lagged as the yen weakened further. The Artificial Intelligence theme continued to capture the imagination of investors and remains a pivotal market catalyst as shares of companies that are due to benefit from the technology, such as the likes of Nvidia, performed especially well. Bond markets were once again mixed in performance terms. UK Gilts delivered a return of -0.9% as bond yields edged higher (bond prices fall as yield rise). Conversely, high-yield bonds returned 1.3% over the period.

# EPIM Brunel Equity Focused Portfolio Factsheet

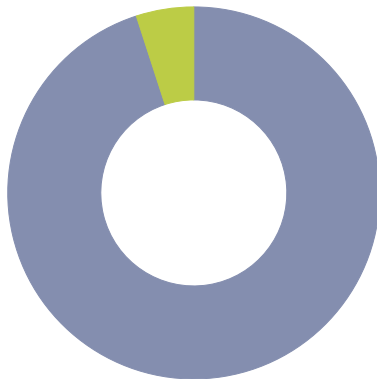
Powered by:



As of 30/06/2024

## Asset Allocation

Portfolio Date: 12/06/2024

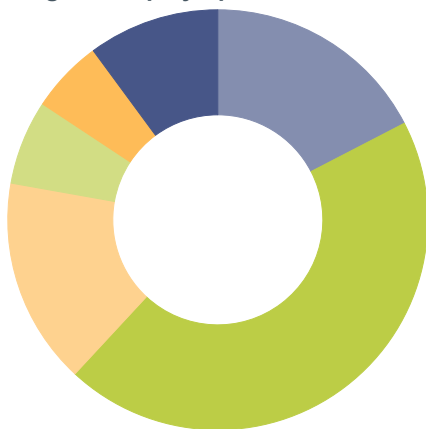


	%
Equity	95.00
Liquid Real Assets	5.00
Alternative Credit	0.00
Investment Grade Credit	0.00
Government Bonds	0.00
Cash	0.00
<b>Total</b>	<b>100.00</b>

## Portfolio Holdings

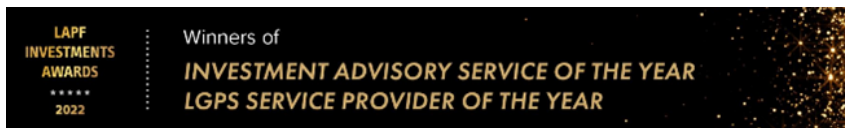
	Portfolio Weighting %
L&G Future World ESG Dev Idx C GBP Acc	15.00
Vanguard FTSE UK All Shr Idx Unit Tr£Acc	15.00
Schroder Sus Multi-Factor Eq I Acc GBP	10.00
Vanguard ESG Dev Wld All Cp Eq IdxUK£Acc	10.00
iShares Continen Eurp Eq Idx (UK) D Acc	9.00
Fidelity Index US P Acc	6.00
Baillie Gifford Global Alpha Gr B Acc	5.00
Fidelity Emerg Mkts R Acc	5.00
L&G Global Infrastructure Index C Acc	5.00
Veritas Global Focus GBP Acc NAV	5.00
iShares Japan Equity Index (UK) D Acc	3.00
iShares Pacific ex Jpn Eq Idx (UK) D Acc	3.00
L&G Future Wld Clmt Chg Eq Fct Idx C Acc	3.00
L&G Global Emerging Markets Index C Acc	3.00
Vanguard Glb Small-Cp Idx £ Acc	3.00

## Regional Equity Split



	%
UK	17.40
North America	44.50
Developed Europe ex UK	15.90
Japan	6.50
Asia Pacific ex Japan	5.60
Emerging Markets	10.10
<b>Total</b>	<b>100.00</b>

## Hymans Robertson LLP Awards



## Hymans Robertson Investment Services LLP ('HRIS') - 2024 all rights reserved

### Disclosures, caveats and limitations

This factsheet is issued and approved by HRIS. Hymans Robertson Investment Services LLP is authorised and regulated by the Financial Conduct Authority. One London Wall, London, EC2Y 5EA, telephone number 020 7082 6000. You can find it on the FCA register at <https://register.fca.org.uk/s/> under firm reference number 927111.

The information and opinions contained in this factsheet are subject to change without notice, using data sourced where appropriate from Morningstar (and its sources) as of the factsheet date. Whilst HRIS uses reasonable efforts to obtain information from sources which it believes to be reliable, HRIS makes no representation that the information or opinions contained in this factsheet are accurate, reliable or complete.

The information contained in this factsheet is for illustrative purposes only and should not be construed as a solicitation or offer nor recommendation to acquire or dispose of any investments. The asset allocation, regional equity and portfolio holdings shown in this factsheet are indicative only. Actual portfolios may differ. Performance will vary between individuals invested in the model based on, but not limited to, the platform used and the timing of any cashflows. Inception date refers to the first time which the model portfolio was made available on a platform. Platform inception dates will vary. OCF and transaction costs shown are estimates and may vary depending on the platform used and could change over time. You should confirm these and any other charges with your Financial Advisor.

The value of investments, and income from them, may fall as well as rise and you may get back less than you invested. Past performance is not an indicator of future performance.

Eden Park Investment Management Limited is authorised and regulated by the Financial Conduct Authority. Registered in England number 10953727. Registered office: The Pavilions, Eden Park, Ham Green, Bristol, BS20 0DD