

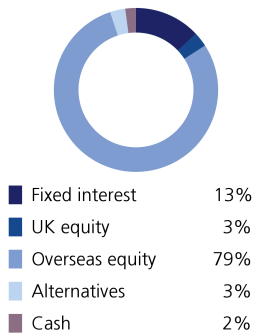
Sustainable Model Portfolio Service

In partnership with LGT Vestra

January 2022

EPIM Sustainable Growth

Asset allocation



Top 10 holdings

AB Sustainable US Thematic Equity	9.30%
Janus Henderson Global Sustainable Equity	9.00%
Lazard Global Sustainable Equity	8.70%
Stewart Investors Worldwide Sustainable	8.30%
Liontrust Sustainable Future Global Growth	8.10%
Morgan Stanley Global Sustain	7.00%
Ninety One Global Environment	5.50%
WHEB Sustainability	5.30%
Liontrust Sustainable Future Europe Growth	5.30%
Impax Asian Environmental Markets	4.60%

Portfolio information

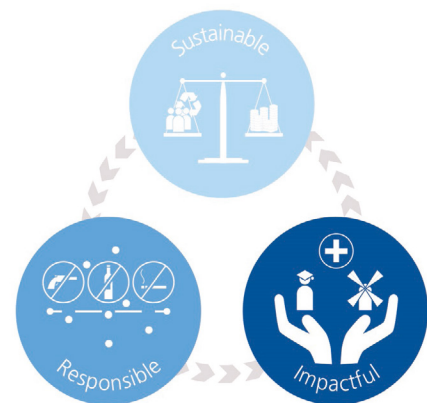
Launch date	1 June 2020
Minimum cash holding	2%
Annual management charge	0.3%
Total Cost of Investment	0.89%

Portfolio description

The primary objective of this portfolio is to achieve above average capital growth. The portfolio is diversified across a range of asset classes, with a medium-to-high allocation to funds investing in equities (expected to be no greater than 85%) and other risk assets. Target Volatility: 8%-13%

Sustainable philosophy

The ultimate goal of the portfolio is to support more inclusive social and economic development and more sustainable environmental and business practices, whilst generating strong and consistent investment returns. The portfolio will aim to achieve this by investing in a diversified range of funds which include themes such as renewable energy, financial inclusion, education, social housing, climate change action, sustainable waste management and renewable material production.



Monthly investment update

Markets were volatile throughout the first month of the year, with every major index around the world ending the month in negative territory, triggered by the signalling of intentions by central banks to raise interest rates and the end of coronavirus economic support to combat rising inflation. The Federal Reserve's hawkish stance on tightening sent global markets into a frenzy, with US technology-focused Nasdaq falling 11% over the course of the month. Heightened tensions between Russia and Ukraine added to this macroeconomic uncertainty. Whilst it seems unlikely the Kremlin will escalate further, US deploying troops across Eastern Europe certainly sent a strong signal of solidarity with NATO from Biden.

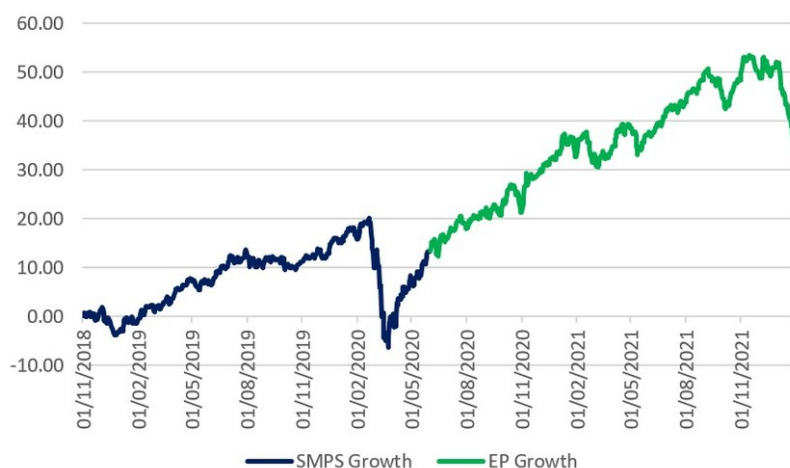
The bulk of the sell-offs were concentrated in the riskiest parts of the market such as speculative tech companies. However, this hasn't left the portfolios entirely immune to the more indiscriminate tech sell-offs. Where the portfolios do have exposure to technology businesses, is in profitable companies, with solid balance sheets and low debt. We believe these businesses will be in a position to thrive once the correction has run its course. Further, quality companies with strong financials are a core characteristic of the portfolios, as we look to invest in long-term secular system changes that will prevail in the transition to a low-carbon economy.

The end of January saw a mix in corporate earnings results: names like Alphabet & Microsoft had successful quarters and saw their share prices rally following results. However, Meta, the parent company of Facebook, Instagram and Whatsapp recorded a surprisingly weak quarter, shocking markets and losing 26% in the immediate aftermath.

Powered by



Performance



Source: Morningstar

As at end of January 2022

1 month	-9.27%
3 month	-7.13%
6 month	-4.14%
1 year	3.86%
3 year	38.81%
	Target
Volatility	8 to 13%
Return	6 to 8%
Potential drawdown	-19%
	Yield
Assumed yield	0.41%
Dividend	85%
Savings	15%

Where targets are given, these are for indication purposes only; the actual figures achieved could be more or less than the ranges given. Source: Morningstar. Net of underlying fund costs, gross of all other charges. Source: Figaro. Fixed income considered saving income, all other asset classes (bar cash) considered dividend income.

Important information

This document is for information only and is for use of the recipient. It is not to be reproduced, copied or made available to others. This document is considered to be a general market and informational commentary and does not constitute any type of investment or other professional advice, it is not a personal recommendation and does not take into account the particular investment objectives, financial situations or needs (including tax) of individual clients. This document is not intended and should not be construed as an offer, solicitation or recommendation to buy or sell any specific investments or participate in any investment (or other) strategy. Investors should be aware that past performance is not an indication of future performance and the value of investments and the income derived from them may fluctuate and you may not receive back the amount you originally invested. Professional advice should always be sought.

Any information herein is given in good faith, but is subject to change without notice. No liability is accepted whatsoever by Eden Park Investment Management Ltd or LGT Vestra, employees and associated companies for any direct or consequential loss arising from this document. This document is not for distribution outside the European Economic Area.

Eden Park Investment Management Limited is authorised and regulated by the Financial Conduct Authority. A Registered in England number 10953727. Registered office: The Pavilions, Eden Park, Ham Green, Bristol, BS20 0DD.

LGT Vestra is a limited liability partnership registered in England & Wales. Registered Office: 14 Cornhill, London EC3V 3NR. Registration number OC 329392. LGT Vestra is authorised and regulated by the Financial Conduct Authority and is a member of the London Stock Exchange.