

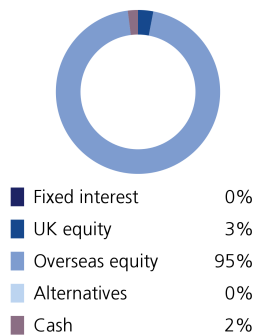
Sustainable Model Portfolio Service

In partnership with LGT Wealth Management

April 2025

EPIM Sustainable Adventurous

Asset allocation



Top 10 holdings

AB Sustainable US Thematic Equity	10.00%
Sparinvest Ethical Global Value	8.50%
Stewart Investors Worldwide Sustainable	8.50%
Janus Henderson Global Sustainable Equity	8.50%
Lazard Global Sustainable Equity Fund	8.50%
Morgan Stanley Global Sustain	8.50%
Schroder Global Sustainable Value	8.50%
Polar Emerging Market Stars	7.00%
Stewart Investors Asia Pacific Leaders	7.00%
RobecoSAM Smart Materials	5.00%

Portfolio information

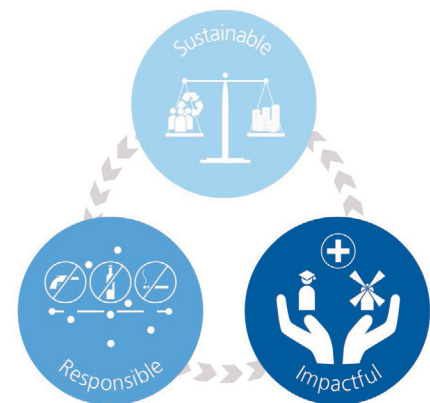
Launch date	1 June 2020
Minimum cash holding	2%
Annual management charge	0.3%
Total Cost of Investment	0.82%

Portfolio description

The primary objective of this portfolio is to achieve high levels of capital growth. The portfolio is diversified across a range of asset classes, with a significant allocation to funds investing in equities (up to 100%) and other risk assets. Target volatility: 10%-16%

Sustainable philosophy

The ultimate goal of the portfolio is to support more inclusive social and economic development and more sustainable environmental and business practices, whilst generating strong and consistent investment returns. The portfolio will aim to achieve this by investing in a diversified range of funds which include themes such as renewable energy, financial inclusion, education, social housing, climate change action, sustainable waste management and renewable material production.



Monthly investment update

April brought unprecedented market volatility but also highlighted resilience across global financial markets. President Trump's introduction of wide-reaching tariffs, starting with a baseline 10% on all countries, and higher rates for Asia, initially triggered sharp declines. Equities dropped with global markets shedding \$10 trillion and the S&P 500 experiencing one of its worst two-day performances since WWII. Bond and currency markets also reacted, as US Treasury yields spiked and the dollar weakened.

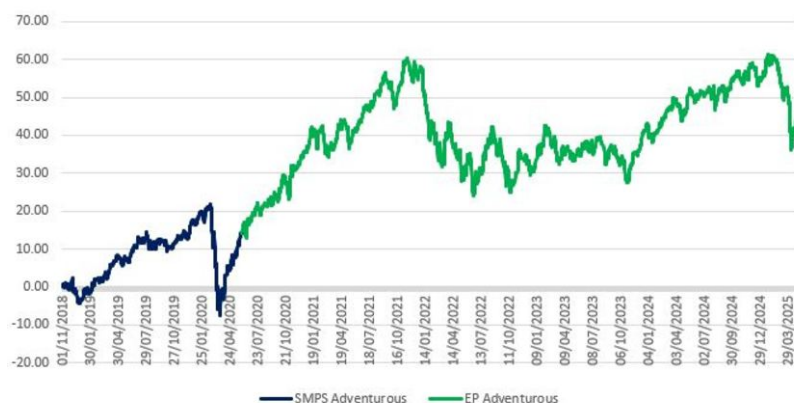
However, the outlook improved as the US administration implemented a 90-day pause on the tariffs (excluding China), calming markets and restoring confidence. This led to a powerful equity rebound with the S&P 500 marking its best single-day gain since 2008 on April 9th, and while volatility remained, markets ended the month on a stronger footing, with the S&P 500 down just 0.7% for the month. Although the IMF revised global growth forecasts down, the market's rapid recovery from early shocks suggests strong underlying investor appetite and adaptability, highlighting areas of resilience that could offer long-term investment potential.

Powered by



Wealth
Management

Performance



Source: Morningstar

As at end of April 2025

1 month	-1.41%
3 month	-9.17%
6 month	-5.00%
1 year	-0.06%
3 year	7.54%

	Target
Volatility	10 to 16%
Return	7 to 10%
Potential drawdown	-25.0%

	Yield
Assumed yield	1.00%
Dividend	98%
Savings	2%

Where targets are given, these are for indication purposes only; the actual figures achieved could be more or less than the ranges given. Source: Morningstar. Net of underlying fund costs, gross of all other charges. Source: Figaro. Fixed income considered saving income, all other asset classes (bar cash) considered dividend income.

Important information

The performance of actual portfolios linked to this Model Portfolio may differ from the performance of the Model Portfolio shown herein due to certain funds contained in the Model Portfolios not being made available for investment into actual portfolios by some investment platforms, the variation in timing of the initial investment or rebalancing differences resulting from minimum transaction size limits on the investment platform.

The Model Portfolio Service is not a financial instrument. The portfolio will consist of financial instruments, which when considered together as the Model Portfolio Service have a target market consistent with the needs of retail clients. This publication is marketing material. It is for information purposes only. The information presented herein is for illustrative purposes only and does not provide sufficient information on which to make an informed investment decision. This document is not intended and should not be construed as an offer, solicitation or recommendation to buy or sell any specific investments or participate in any investment (or other) strategy. It is recommended that potential investors should seek advice concerning the suitability of any investment from their Financial Adviser. Potential investors should be aware that past performance is not an indication of future performance and the value of investments and the income derived from them may fluctuate and they may not receive back the amount they originally invested. The tax treatment of investments depends on each investor's individual circumstances and is subject to changes in tax legislation. The Ongoing Charge Figure is variable and is for example purposes only. The information in this factsheet is for private circulation only and though it is believed to be correct it cannot be guaranteed. No representation or warranty (express or otherwise) is given as to the accuracy or completeness of the information contained in this factsheet and LGT Wealth Management UK LLP ("LGT Wealth Management") and its partners and employees accept no liability for the consequences of your acting upon the information contained herein.

LGT Wealth Management UK LLP is a Limited Liability Partnership registered in England and Wales. Registration number OC329392. LGT Wealth Management is authorised and regulated by the Financial Conduct Authority and is a member of the London Stock Exchange.

Eden Park Investment Management Limited is authorised and regulated by the Financial Conduct Authority. A Registered in England number 10953727. Registered office: The Pavilions, Eden Park, Ham Green, Bristol, BS20 0DD.